

# GENERATION 3. DRIVEN BY YOUR NEEDS.

## Technical data and air pressure recommendations

Tire size	Operating code				EU tire label	Rim	Tire dimensions						Load capacity (kg) per axle at tire pressure <sup>6)</sup> (bar) (psi)										
	Pattern	LI/SI <sup>1)</sup>	PR	M+S			Speed Index and reference speed (km/h)	TT/TL <sup>2)</sup>	3)	4)	5)	Min. distance between rim centers	Max. standard value in service	Actual value	Stat. radius	Rolling circumference	Tire fitment	7.5 (109)	8.0 (116)	8.5 (123)	9.0 (131)		
385/55 R 22.5	Conti Hybrid HS3	160/-K (158/-L)	20	M+S	K 110 (L 120)	TL	C	B	73	11.75 12.25	396 401	1012	381 386	996	461	3059	160 158	S S	7775 7690	8190 8095	8595 8500	9000	
385/65 R 22.5	Conti Hybrid HS3	160/-K (158/-L)	20	M+S	K 110 (L 120)	TL	C	B	73	11.75 12.25	405 410	1092	389 394	1072	495	3267	160 158	S S	7775 7690	8190 8095	8595 8500	9000	
275/70 R 22.5	Conti Hybrid HS3	148/145 M	18	M+S	M 130	TL	C	B	69	7.50 8.25	303 311	279 287	974	267 282	968	447	2920	148 145	S D	5440 10025	5730 10555	6015 11080	6300 11600
315/70 R 22.5	Conti Hybrid HS3 XL	156/150 L (154/150 M)	18	M+S	L 120 (M 130)	TL	C	B	70	9.00 9.75	351 358	318 326	1032	312 320	1014	468	3090	156 154 152	S S S	6910 6480 6420	7280 6825 6760	7640 7160 7100	8000 7500
	Conti Hybrid HS3	154/150 L (152/148 M)	18	M+S	L 120 (M 130)	TL	C	B	70									150 148	D D	11580 11395	12195 12000	12800 12600	13400
295/80 R 22.5	Conti Hybrid HS3	152/148 M	16	M+S	M 130	TL	C	B	69	8.25 9.00	326 335	302 310	1062	290 298	1044	487	3185	152 148	S D	6420 11395	6760 12000	7100 12600	
315/80 R 22.5	Conti Hybrid HS3	156/150 L (154/150 M)	20	M+S	L 120 (M 130)	TL	C	B	69	9.00 9.75	351 360	318 326	1096	312 320	1076	500	3280	156 154 150	S S D	6910 6785 12120	7280 7140 12765	7640 7500 13400	8000
12 R 22.5	Conti Hybrid HS3	152/148 L (150/148 M)		M+S	L 120 (M 130)	TL	**	**	**	8.25 9.00	329 338	304 312	1104	292 300	1084	504	3306	152 150 148	S S D	6420 6360 11395	6760 6700	7100	

Data acc. to DIN 7805/4, WdK-Guidelines 134/2, 142/2, 143/14, 143/25  
 1) Load index single/dual wheel fitment and speed symbol  
 2) TT = Tube Type, TL = Tubeless  
 3) Fuel efficiency  
 4) Wet grip  
 5) External rolling noise (db)  
 6) For tire pressures of 8.0 bar (116 psi) or greater, use valve slit cover plate  
 \*\* Label values in preparation



6BGEA.en 2015.03

Continental Reifen Deutschland GmbH  
 Büttnerstraße 25  
 30165 Hannover  
 Germany

www.continental-truck-tires.com  
 www.continental-corporation.com



Goods

## Redefining regional: Conti Hybrid HS3

### Conti Hybrid HS3

- › Outstanding mileage performance
- › Excellent fuel efficiency
- › Wet performance over lifetime



Conti Hybrid HS3  
385/65 R 22.5

Conti Hybrid HS3  
315/80 R 22.5



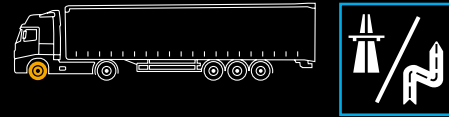
# Conti Hybrid HS3

Versatility, mile after mile after mile.

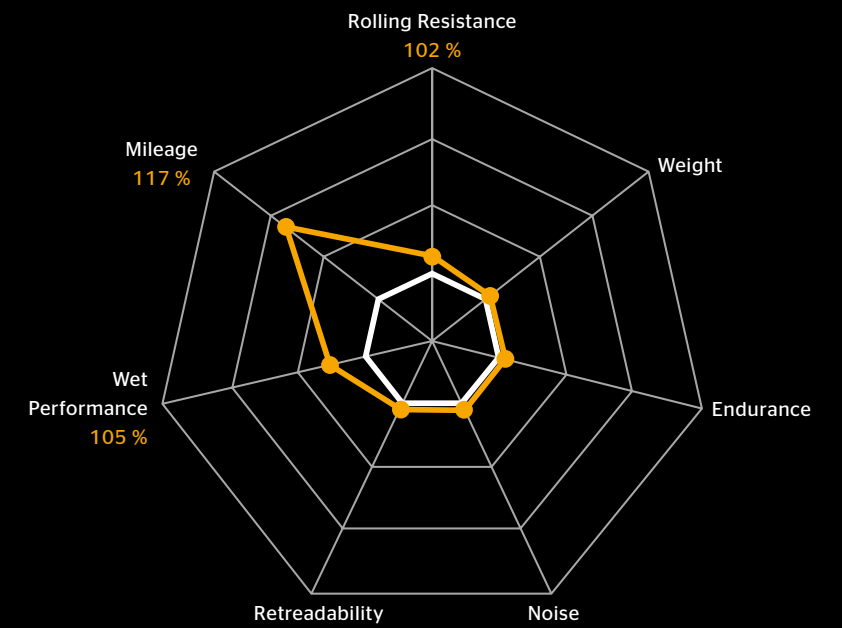
GENERATION 3. DRIVEN BY YOUR NEEDS.

## Conti Hybrid HS3

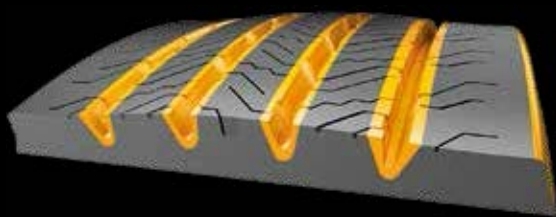
With the new Conti Hybrid HS3, you will steer your fleet in the right direction. The new steering axle tire demonstrates its great performance in high mileage capability and excellent fuel efficiency on both regional roads and motorways, making it ideal for mixed applications. Its versatility is rounded off by outstanding wet performance over lifetime, mile after mile after mile.



— Conti Hybrid HS3  
— Compared to predecessor 315/80 R 22.5

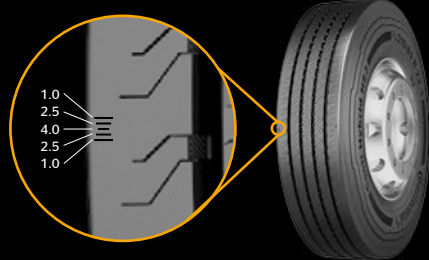


## Product highlights



- › **Plus Volume Pattern:** narrowed groove widths result in increased pattern volume which improves wear resistance to guarantee high mileage performance
- › **Rolling resistance sidewall compound:** the polymers selected for the new rolling resistance compound provide more flexibility between the polymer chains. This results in reduced friction and therefore lower rolling resistance
- › **Wet performance pocket sipes:** a new siping technology with full-depth sipes enhances water displacement and improves wet performance over lifetime

## Further technical features



- › **Visual Alignment Indicator:** all Hybrid steer axle tires (22.5) are provided with the Continental Visual Alignment Indicator (VAI™)
- › **New contour:** the new shape ensures better pressure distribution, providing more even wear for high mileage performance

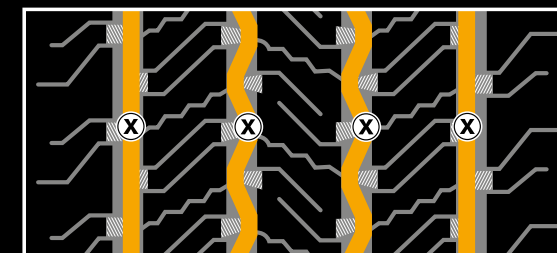
## LifeCycle inbuilt

Continental's premium casing, with Air-Keep inner liner, triangular belt and bead with steel cord chafer, guarantees high retreadability.

The new regrooving indicators make regrooving faster and easier. The Hybrid tire line is perfectly tailored to our ContiLifeCycle.

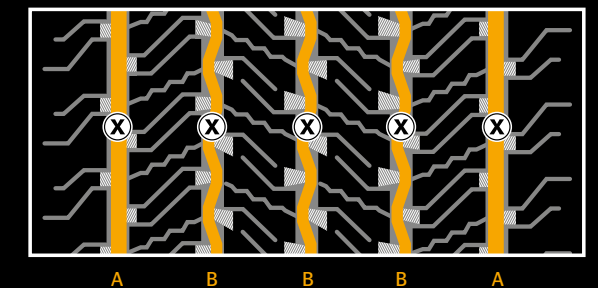
## Regrooving recommendations

Conti Hybrid HS3 / Conti Hybrid HS3 XL



Size	Depth (mm)	Width (mm)
275/70 R 22.5	2.5	8
315/70 R 22.5	2.5	9
295/80 R 22.5	3.0	8
315/80 R 22.5	3.5	9
12 R 22.5	3.0	8

Conti Hybrid HS3



Size	Depth (mm)	Width (mm)
385/55 R 22.5	3.0	A: 10 B: 8
385/65 R 22.5	3.0	A: 10 B: 8