




All-Position




HSR 3




HSR - 18/32"




HSR - 16/32"



HSR1




LSR1




HAU 3 WT



HSC 3




HSC - 18/32"




HCS


Drive Position




HDL 3 LTL-R




HDL2 DL




HDL2 DL Eco Plus




HDL




HDL Eco Plus




HDL2 Eco Plus




HDR2




HDR2 Eco Plus




HDR1



HDR1 Eco Plus




Scandinavia HD3




HDW2


Drive Position (continued)



HDU 3 WT




HDC 3




HDC1 HT


Trailer Position




EcoPlus HT3




HTL




HTL1




Hybrid HT3



HTR2 SA



HTR2



HTC1

Legend:



SmartWay Verified



New Tire Available

150
YEARS

Conti Tread™ Retread Availability Chart

WIDTH (MM)	DEPTH (32nds)
HSR 3	
190	20/32
200	20/32
210	20/32
220	20/32
230	20/32
240	20/32
HSR - 18	
195	18/32
215	18/32
225	18/32
235	18/32
245	18/32
260	18/32
HSR - 16	
180	16/32
195	16/32
HSR1	
205	16/32
215	16/32
225	16/32
235	16/32
HSC	
215	18/32
225	18/32
235	18/32
245	18/32
255	18/32
HSC 3	
210	24/32
220	24/32
230	24/32
240	24/32
HAU 3 WT	
210	26/32
220	26/32
230	26/32
240	26/32
250	26/32
260	26/32
270	26/32
280	26/32
HDR1 Eco Plus	
215	22/32
225	22/32
235	22/32

WIDTH (MM)	DEPTH (32nds)
HDR1 Eco Plus	
245	22/32
HCS	
215	32/32
225	32/32
235	32/32
245	32/32
360	32/32
380	32/32
LSR1	
160	15/32
180	15/32
188	15/32
195	15/32
205	15/32
HDL 3 LTL-R	
210	22/32
220	22/32
230	22/32
240	22/32
HDL Eco Plus - 26	
215	26/32
225	26/32
235	26/32
245	26/32
HDL Eco Plus - 20	
215	20/32
225	20/32
235	20/32
245	20/32
HDL - 26	
215	26/32
225	26/32
235	26/32
245	26/32
HDL - 20	
215	20/32
225	20/32
235	20/32
245	20/32
HDL - 13	
200	13/32
215	13/32
225	13/32
235	13/32

WIDTH (MM)	DEPTH (32nds)
HDR1 - 16	
160	16/32
170	16/32
180	16/32
190	16/32
200	16/32
215	16/32
HDR1 - 20	
190	20/32
200	20/32
HDR1 - 22	
205	22/32
215	22/32
225	22/32
235	22/32
245	22/32
HDR1 - 26	
215	26/32
225	26/32
235	26/32
245	26/32
HDR2 - 22	
185	22/32
195	22/32
HDR2 - 26	
205	26/32
215	26/32
225	26/32
235	26/32
245	26/32
HDR2 Eco Plus	
215	26/32
225	26/32
235	26/32
245	26/32
HDU 3 WT	
210	32/32
220	32/32
230	32/32
240	32/32
250	32/32
260	32/32
270	32/32
280	32/32

WIDTH (MM)	DEPTH (32nds)
HDC 3	
210	28/32
220	28/32
230	28/32
240	28/32
250	28/32
HDC1 HT	
225	32/32
235	32/32
245	32/32
HDL2 Eco Plus	
390	24/32
400	24/32
HDL2 DL	
215	28/32
225	28/32
235	28/32
245	28/32
HDL2 DL Eco Plus	
215	28/32
225	28/32
235	28/32
245	28/32
HDW2	
215	27/32
225	27/32
235	27/32
245	27/32
260	27/32
Scandinavia HD3	
210	25/32
220	25/32
230	25/32
240	25/32
EcoPlus HT3	
215	13/32
225	13/32
235	13/32
245	13/32

WIDTH (MM)	DEPTH (32nds)
HTL	
200	13/32
210	13/32
220	13/32
230	13/32
240	13/32
HTL1	
390	13/32
400	13/32
410	13/32
HTR2	
290	22/32
320	22/32
340	22/32
HTR2 SA	
240	16/32
250	16/32
260	16/32
270	16/32
290	16/32
Hybrid HT3	
200	16/32
210	16/32
220	16/32
230	16/32
HTC1	
320	24/32
350	24/32
380	23/32