

Conti HAC 3 / HTC1

Construction All-Position

Applications: Wide base, all-position fitment for on/off, mixed service applications.



Legend:

3G Casing	SmartWay Verified	With TPMS Sensor	Retread Available
-----------	-------------------	------------------	-------------------

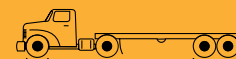
Conti HAC 3 / HTC1

Construction All-Position

GOODS PEOPLE CONSTRUCTION



PRODUCT DATA

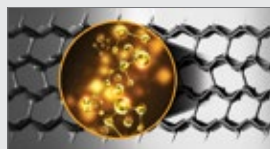


	TIRE SIZE	LOAD RANGE	ARTICLE NUMBER	TREAD DEPTH (32nds)	MAX SPEED (MPH)	STATIC LOADED RADIUS		OVERALL INFLATED DIAMETER		OVERALL INFLATED WIDTH		LOADED SECTION WIDTH		APPROVED RIM(S)	MINIMUM DUAL SPACING		REVS PER UNIT		TIRE WEIGHT		MAX. LOAD @ INFLATION	
						IN	MM	IN	MM	IN	MM	IN	MM		IN	MM	MI	KM	LB	KG	SINGLE	DUAL
						LBS. PSI (KG, KPa)		LBS. PSI (KG, KPa)														
Conti HAC 3	385/65R22.5*	L	05652000000	22	68	196	498	42.0	1067	14.8	376	15.9	404	11.75, 12.25	N/A	N/A	493	306	169	77	9920, 130 (4500, 900)	N/A
	425/65R22.5	L	05652010000	24	68	208	529	44.8	1138	16.6	421	17.9	454	13.00, 12.25, 14.00	N/A	N/A	462	287	185	84	11400, 120 (5150, 830)	N/A
	445/65R22.5	L	05652020000	23	68	209	531	45.2	1148	17.4	442	18.6	472	13.00, 14.00	N/A	N/A	458	285	213	97	12800, 130 (5800, 900)	N/A

HTC1																					
445/65R22.5*	L	05350190000	22	68	209	530	45.2	1148	17.4	441	18.6	472	13.00, 14.00	N/A	N/A	462	287	210	95	12800, 130 (5800, 900)	N/A

TUBELESS TIRES ON 15 DEGREE DROP CENTER RIMS

Note - Rim listed first is the measuring rim. * - ECE Certified # - Exceeding the lawful speed limit is neither recommended nor endorsed. Overall widths will change 0.1 inch (2.5 mm) for each 1/4 inch change in rim width. Minimum dual spacing should be adjusted accordingly. Continental Tire the Americas, LLC reserves the right to change product specifications at any time without notice or obligations. Please consult rim manufacturers load and inflation limits. Never exceed rim manufacturers limits without permission of component manufacturer.




Aggressive on/off-road tread design combined with enhanced cap/base compounds for **improved mileage and traction.**



Rugged 4-belt tread package resists impacts, bruises and penetrations for improved casing durability.



Minimal stone retention due to **self-cleaning tread pattern** and groove geometry for enhanced retreadability.



Increased sidewall gauge for improved resistance against curbing, cuts and abrasions.



Embedded with **TPMS Active Sensor** Technology.

Applications: Wide base, all-position fitment for on/off-road, mixed service applications such as cement mixers.

Intelligent Tire | Equipped with TPMS Sensor

- **Accurate, real-time** tire pressure and temperature readings
- **Sensor warranted for 5 years** to minimize disruptions. See Warranty Policy for details.
- **Sensor provides true casing temperature** allowing preventive actions that make your tire last longer
- **Avoids valve damage and air leaks** by mounting on the inner liner



To get connected with one of our Digital Tire Monitoring Solutions, visit www.continental-truck.com.