

Conti EcoPlus HS3

Fuel Efficient,
Long Haul Steer

Applications: Long haul







Legend:

| | | | |
|-----------|-------------------|------------------|-------------------|
| 3G Casing | SmartWay Verified | With TPMS Sensor | Retread Available |
|-----------|-------------------|------------------|-------------------|

Conti EcoPlus HS3

Fuel Efficient Long Haul Steer

☑ GOODS ● PEOPLE ● CONSTRUCTION



PRODUCT DATA




| TIRE SIZE | LOAD RANGE | ARTICLE NUMBER | TREAD DEPTH (32nds) | MAX SPEED (MPH) | STATIC LOADED RADIUS | | OVERALL INFLATED DIAMETER | | OVERALL INFLATED WIDTH | | LOADED SECTION WIDTH | | APPROVED RIM(S) | MINIMUM DUAL SPACING | | REVS PER UNIT | | TIRE WEIGHT | | MAX. LOAD @ INFLATION | |
|------------------------|------------|----------------|---------------------|-----------------|----------------------|-----|---------------------------|------|------------------------|-----|----------------------|-----|-----------------|----------------------|-----|---------------|-----|-------------|----|-----------------------|-----------------------|
| | | | | | IN | MM | IN | MM | IN | MM | IN | MM | | IN | MM | MI | KM | LB | KG | SINGLE | DUAL |
| | | | | | LBS, PSI (KG, KPa) | | LBS, PSI (KG, KPa) | | | | | | | | | | | | | | |
| 11R22.5 | G | 05110530000 | 19 | 75 | 19.5 | 495 | 41.8 | 1062 | 11.7 | 296 | 13.1 | 331 | 8.25, 7.50 | 12.5 | 318 | 495 | 308 | 123 | 56 | 6175, 105 (2800, 720) | 5840, 105 (2650, 720) |
| 11R22.5 | H | 05110520000 | 19 | 75 | 19.5 | 495 | 41.8 | 1062 | 11.7 | 296 | 13.1 | 331 | 8.25, 7.50 | 12.5 | 318 | 495 | 308 | 127 | 58 | 6610, 120 (3000, 830) | 6005, 120 (2725, 830) |
| 295/60R22.5* (Tread B) | J | 05111670000 | 15 | 75 | 17.1 | 434 | 37.0 | 940 | 11.5 | 292 | 12.0 | 304 | 9.00, 9.75 | 12.9 | 329 | 574 | 356 | 110 | 50 | 7390, 130 (3350, 900) | 6780, 130 (3075, 900) |
| 295/75R22.5 | G | 05110510000 | 19 | 75 | 18.7 | 475 | 39.9 | 1013 | 11.4 | 290 | 12.3 | 312 | 8.25, 9.00 | 12.5 | 318 | 519 | 322 | 114 | 52 | 6175, 110 (2800, 760) | 5675, 110 (2575, 760) |
| 295/75R22.5 | H | 05110580000 | 19 | 75 | 18.7 | 475 | 39.9 | 1013 | 11.4 | 290 | 12.3 | 312 | 8.25, 9.00 | 12.5 | 318 | 519 | 322 | 120 | 54 | 7160, 120 (3250, 830) | 6610, 120 (3000, 830) |
| 11R24.5 | H | 05110560000 | 19 | 75 | 20.4 | 518 | 43.8 | 1113 | 11.7 | 297 | 13.1 | 333 | 8.25, 7.50 | 12.5 | 318 | 472 | 293 | 138 | 63 | 7160, 120 (3250, 830) | 6610, 120 (3000, 830) |
| 285/75R24.5 | H | 05110540000 | 19 | 75 | 19.3 | 490 | 41.5 | 1054 | 11.4 | 289 | 12.9 | 38 | 8.25 | 12.5 | 318 | 499 | 310 | 123 | 56 | 6780, 120 (3075, 830) | 6175, 120 (2800, 830) |

TUBELESS TIRES ON 15 DEGREE DROP CENTER RIMS

Note - Rim listed first is the measuring rim. Minimum Dual Spacing calculated without chains. * - ECE Certified. 295/60R22.5 size designated for car carrier application. # - Exceeding the lawful speed limit is neither recommended nor endorsed. Overall widths will change 0.1 inch (2.5 mm) for each 1/4 inch change in rim width. Minimum dual spacing should be adjusted accordingly. Continental Tire the Americas, LLC reserves the right to change product specifications at any time without notice or obligations. Please consult rim manufacturers load and inflation limits. Never exceed rim manufacturers limits without permission of component manufacturer.



New tread profile reduces sensitivity to road surface, fleet, and vehicle variations allowing for improved performance throughout tire life.



Advanced compounding balances cut and tear resistance with optimized rolling resistance satisfying EPA SmartWay and CARB requirements.



Superior casing construction allows high air dispersion for improved durability and retreadability.

Applications: Long Haul