








Dimension	Einsatz	Achs- position	Betriebskennung	Profil	Artikel- nummer	EAN	M+S	3PMSF					Förderfähigkeit in % (nach Richtlinie 1.3)	Förderfähigkeit in % (nach Richtlinie 1.9)
LLKW Radial-Reifen														
16 Zoll														
7.00 R 16	Regional	VA	117/116L	LSR+	0412035	4019238543322								
7.50 R 16	Regional	VA	121/120L	LSR+	0412034	4019238543315								
7.50 R 16	Regional	VA	121/120L	LSR+	0412178	4019238069280	X	X						
7.50 R 16	Regional	AA	121/120L	LDR+	0422168	4019238061444	X	X						
7.50 R 16	Off Road	VA	116/114N	HSO+	0412181	4019238072013	X							
Tiefelader-Radial-Reifen														
15 Zoll														
7.50 R 15	Regional	T	135/133G (134/132K)	HTR	0492058	4019238037029	X	X	D	C	71	A	100%	30%
7.50 R 15	Regional	T	135/133G (134/132K)	HTR+	0492096	4019238084443	X	X					100%	
8.25 R 15	Regional	T	143/141G (141/140K)	HTR	0492062	4019238042955	X	X	D	C	71	A	100%	30%
8.25 R 15	Regional	T	143/141G (141/140K)	HTR+	0492097	4019238075458	X	X					100%	
205/70 R 15	Regional	T	124/122K	HTR	0414065	4019238199147			D	C	70	A		30%
205/70 R 15	Regional	T	124/122K	HTR	0492100	4019238076417								
17.5 Zoll														
215/75 R 17.5	Regional	T	135/133K	HTR2	0492042	4019238032284	X		D	C	73	B		0%
215/75 R 17.5	Winter	T	135/133K	Conti Scandinavia HT3	0492005	4019238540178	X	X	D	C	72	B	100%	0%
235/75 R 17.5	Regional	T	143/141K (144/144F)	HTR2	0492011	4019238769838	X		C	C	71	B		30%
235/75 R 17.5	Winter	T	143/141K (144/144F)	Conti Scandinavia HT3	0533002	4019238540307	X	X	D	C	72	B	100%	0%
245/70 R 17.5	Fernverkehr	T	143/141L (146/146F)	HTL2 Eco-Plus	0492059	4019238036916			C	C	70	A		60%
245/70 R 17.5	Regional	T	143/141L (146/146F)	HTR2	0492012	4019238769845	X		C	C	71	B		30%
245/70 R 17.5	Winter	T	143/141L (146/146F)	Conti Scandinavia HT3	0533003	4019238540345	X	X	D	C	72	B	100%	0%
205/65 R 17.5	Regional	T	132/130J (133/133G)	HTR2	0492070	4019238067644	X		D	C	70	A		30%
19.5 Zoll														
245/70 R 19.5	Regional	T	141/140K	Conti Hybrid HT3	0532166	4019238029529	X		C	B	73	B		30%
265/70 R 19.5	Regional	T	143/141K	Conti Hybrid HT3	0532200	4019238039580	X		C	B	73	B		30%
265/70 R 19.5	Winter	T	143/141K	Conti Scandinavia HT3	0532156	4019238013986	X	X	D	C	72	B	100%	0%
285/70 R 19.5	Regional	T	150/148K	Conti Hybrid HT3	0532168	4019238029475	X		C	B	73	B		30%
285/70 R 19.5	Winter	T	150/148K	Conti Scandinavia HT3	0532041	4019238560015	X	X	C	C	72	B	100%	30%
385/55 R 19.5	Regional	T	156J	Conti Hybrid HT3	0532112	4019238820492	X		B	C	70	A		70%
385/55 R 19.5	Regional	T	156J	Conti Hybrid HT3+	0532238	4019238062885	X	X	B	C	70	A	100%	70%
435/50 R 19.5	Regional	T	160J	Conti Hybrid HT3	0531037	4019238622461	X		B	C	72	B		40%
445/45 R 19.5	Regional	T	160J	Conti Hybrid HT3	0531024	4019238558784	X		B	C	72	B		40%
445/45 R 19.5	Winter	T	160J	HTW2 Scandinavia	0533006	4019238558791	X	X	C	C	73	B	100%	30%

Dimension	Einsatz	Achs- position	Betriebskennung	Profil	Artikel- nummer	EAN	M+S	3PMSF				Förderfähigkeit in % (nach Richtlinie 1.3)	Förderfähigkeit in % (nach Richtlinie 1.9)	
LKW-Radial-Reifen														
17.5 Zoll														
9.5 R 17.5	Regional	VA	129/127L	LSR1	0412170	4019238042931			D	C	70	A	30%	
9.5 R 17.5	Regional	AA	129/127L	LDR1	0422166	4019238049541	X	X	E	C	74	B	0%	
9.5 R 17.5	Off Road	VA	129/127L	LSC	0415008	4019238061567	X	X						
10 R 17.5	Regional	VA	134/132L	LSR1	0412091	4019238012620			D	B	70	A	30%	
10 R 17.5	Regional	AA	134/132L	LDR1	0422074	4019238012613	X	X	D	C	74	B	0%	
205/75 R 17.5	Regional	VA	124/122M	Conti Hybrid LS3	0412107	4019238031553	X	X	C	B	71	A	60%	
205/75 R 17.5	Regional	AA	124/122M	Conti Hybrid LD3	0422162	4019238041262	X	X	D	C	74	B	0%	
215/75 R 17.5	Regional	VA	126/124M	Conti Hybrid LS3	0412108	4019238031959	X	X	D	B	71	A	30%	
215/75 R 17.5	Regional	AA	126/124M	Conti Hybrid LD3	0422159	4019238041293	X	X	D	C	74	B	0%	
215/75 R 17.5	Winter	VA	126/124M	Conti Scandinavia LS3	0413003	4019238540338	X	X	D	C	73	B	0%	
215/75 R 17.5	Winter	AA	126/124M	Conti Scandinavia LD3	0423000	4019238540192	X	X	D	C	75	B	0%	
225/75 R 17.5	Regional	VA	129/127M	Conti Hybrid LS3	0412103	4019238031591	X	X	C	B	71	A	60%	
225/75 R 17.5	Regional	AA	129/127M	Conti Hybrid LD3	0422158	4019238041309	X	X	D	C	76	B	0%	
235/75 R 17.5	Regional	VA	132/130M	Conti Hybrid LS3	0412106	4019238031560	X	X	C	B	71	A	60%	
235/75 R 17.5	Regional	AA	132/130M	Conti Hybrid LD3	0422164	4019238041248	X	X	D	C	76	B	0%	
235/75 R 17.5	Winter	VA	132/130M	Conti Scandinavia LS3	0413002	4019238540321	X	X	C	C	73	B	30%	
235/75 R 17.5	Winter	AA	132/130M	Conti Scandinavia LD3	0423001	4019238540383	X	X	D	C	75	B	0%	
245/70 R 17.5	Regional	VA	136/134M	Conti Hybrid LS3	0412105	4019238031577	X	X	C	B	71	A	60%	
245/70 R 17.5	Regional	AA	136/134M	Conti Hybrid LD3	0422161	4019238041279	X	X	D	C	76	B	0%	
265/70 R 17.5	Regional	VA	139/136M	Conti Hybrid LS3	0412159	4019238032611	X	X	C	B	71	A	60%	
265/70 R 17.5	Regional	AA	139/136M	Conti Hybrid LD3	0422163	4019238041255	X	X	D	C	76	B	0%	
265/70 R 17.5	Off Road	VA	139/136M	LCS	0496016	4019238061604	X		D	C	74	A	30%	
19.5 Zoll														
245/70 R 19.5	Regional	VA	136/134M	Conti Hybrid HS3	0512483	4019238027778	X	X	C	B	69	A	60%	
245/70 R 19.5	Regional	AA	136/134M	Conti Hybrid HD3	0522090	4019238560107	X	X	D	C	74	B	0%	
245/70 R 19.5	Urban	AL	136/134M	Conti Urban HA3 M+S	0514089	4019238021097	X	X	C	C	70	A	100%	60%
265/70 R 19.5	Regional	VA	140/138M	Conti Hybrid HS3	0512484	4019238027761	X	X	C	B	69	A	60%	
265/70 R 19.5	Regional	AA	140/138M	Conti Hybrid HD3	0522089	4019238560084	X	X	D	C	74	B	0%	
265/70 R 19.5	Winter	VA	140/138M	Conti Scandinavia HS3	0513021	4019238560060	X	X	C	C	73	B	30%	
265/70 R 19.5	Winter	AA	140/138M	Conti Scandinavia HD3	0513016	4019238540826	X	X	D	C	75	B	0%	
265/70 R 19.5	Urban	AL	140/138M	Conti Urban HA3 M+S	0514090	4019238016420	X	X	C	C	70	A	100%	60%
285/70 R 19.5	Regional	VA	146/144M	Conti Hybrid HS3	0512481	4019238027792	X	X	C	B	69	A	60%	
285/70 R 19.5	Regional	AA	146/144M	Conti Hybrid HD3	0522088	4019238560046	X	X	C	C	74	B	30%	
285/70 R 19.5	Winter	VA	146/144M	Conti Scandinavia HS3	0513046	4019238043433	X	X	D	C	72	B	0%	

Dimension	Einsatz	Achs- position	Betriebskennung	Profil	Artikel- nummer	EAN	M+S	3PMSF					Förderfähigkeit in % (nach Richtlinie 1.3)	Förderfähigkeit in % (nach Richtlinie 1.9)
285/70 R 19.5	Winter	AA	146/144M	Conti Scandinavia HD3	0523058	4019238043440	X	X	D	C	75	B		0%
305/70 R 19.5	Regional	VA	148/145M	Conti Hybrid HS3	0512482	4019238027785	X	X	C	B	70	A		60%
305/70 R 19.5	Regional	AA	148/145M	Conti Hybrid HD3	0522087	4019238560008	X	X	C	C	76	B		30%
20 Zoll														
10.00 R 20	Regional	VA	146/143K	HSR	0412110	4019238031935			D	C	73	B		0%
12.00 R 20	Regional	VA	154/150K	HSR	0512579	4019238037012			C	C	73	B		30%
12.00 R 20	On- & Off-Road	VA	154/151K	HSC	0515341	4019238701401	X		C	C	71	B		30%
12.00 R 20	On- & Off-Road	VA	154/151K	HSC	0515593	4019238064865	X		D	D	71	B		0%
12.00 R 20	On- & Off-Road	AA	154/150K	HDC	0525150	4019238000320	X	X	E	C	76	B		0%
14.00 R 20	Off Road	VA	160/157K	HSO Sand	0516026	4019238545098	X							
14.00 R 20	Off Road	VA	164/160K (166/160G)	HCS	0516058	4019238055436	X							
365/85 R 20	Off Road	VA	164J	HCS	0516054	4019238032628	X							
395/85 R 20	Off Road	VA	168J (166K)	HCS	0515506	4019238023008	X							
22.5 Zoll														
9 R 22.5	Regional	VA	133/131L	HSR	0571643	4019238199246			D	C	70	A		30%
10 R 22.5	Regional	VA	144/142K	HSR	0571263	4019238327861			D	C	70	A		30%
10 R 22.5	Winter	AA	144/142K	RMS	0573261	4019238327854	X	X	E	C	73	A		30%
10 R 22.5	Winter	AA	144/142K	RMS	0523074	4019238074710	X	X						
10 R 22.5	Off Road	VA	140/138K	T 9	0575260	4019238129267	X							
11 R 22.5	Regional	VA	148/145L	HSR	0512580	4019238037005			C	C	70	A		60%
11 R 22.5	Regional	AA	148/145L	HDR	0522331	4019238011098	X	X	E	C	75	B		0%
11 R 22.5	Regional	T	148/145L	HTR	0572290	4019238198621			C	C	70	A		60%
11 R 22.5	On- & Off-Road	VA	148/145K	HSC1	0515558	4019238036992	X		D	C	73	B		0%
12 R 22.5	Regional	VA	152/148L (150/148M)	Conti Hybrid HS3	0512610	4019238043174	X	X	C	B	70	A		60%
12 R 22.5	Regional	VA	152/148L (150/148M)	HSR1	0512284	4019238769951			D	C	70	A		30%
12 R 22.5	On- & Off-Road	VA	152/148K	HSC1	0515529	4019238030662	X	X	D	C	73	B		0%
12 R 22.5	On- & Off-Road	AA	152/148K	HDC1	0525145	4019238000344	X	X	E	C	74	B		0%
13 R 22.5	Regional	VA	154/150L (156/150K)	HSR	0571520	4019238321654			D	C	70	A		30%
13 R 22.5	Winter	AA	154/150K	HDW	0523048	4019238011128	X	X	E	C	74	B		0%
13 R 22.5	On- & Off-Road	VA	156/154K	HSC1	0515525	4019238030389	X	X	D	C	73	B		0%
13 R 22.5	On- & Off-Road	VA	156/150K	HSC1	0515595	4019238072235	X	X	D	C	73	B		0%
13 R 22.5	On- & Off-Road	VA	156/150K	Conti CrossTrac HS3	0515327	4019238662450	X	X	D	B	70	A		30%
13 R 22.5	On- & Off-Road	AA	156/150G (154/150K)	HDC1	0525135	4019238006070	X	X	E	C	74	B		0%
13 R 22.5	On- & Off-Road	AA	156/150K	Conti CrossTrac HD3	0525085	4019238662467	X	X	E	B	75	B		0%
13 R 22.5	Off Road	VA	149/146J	HSO	0516044	4019238000368	X							
13 R 22.5	Off Road	AA	154/150G	HDO	0575253	4019238157895	X							

Dimension	Einsatz	Achs- position	Betriebskennung	Profil	Artikel- nummer	EAN	M+S	3PMSF					Förderfähigkeit in % (nach Richtlinie 1.3)	Förderfähigkeit in % (nach Richtlinie 1.9)
295/80 R 22.5	Fernverkehr	AA	152/148M	HDL1	0521150	4019238030372	X	X	D	C	74	B		0%
295/80 R 22.5	Regional	VA	154/149M	Conti Hybrid HS3+	0512565	4019238051391	X	X	C	B	70	A		60%
295/80 R 22.5	Regional	AA	152/148M	Conti Hybrid HD3	0521089	4019238692389	X	X	D	B	73	A		30%
295/80 R 22.5	Regional	AA	152/148M	HDR2+	0522142	4019238636390	X	X	E	C	76	B		0%
295/80 R 22.5	EcoRegional	VA	154/149M	Conti EcoRegional HS3	0512575	4019238035759	X	X	C	B	70	A		60%
295/80 R 22.5	EcoRegional	AA	152/148M	Conti EcoRegional HD3	0522410	4019238035711	X	X	C	C	73	A		60%
295/80 R 22.5	Winter	VA	154/149M	Conti Scandinavia HS3	0513057	4019238067415	X	X	C	B	72	B		30%
295/80 R 22.5	Winter	VA	152/148M	HSW2 Coach	0513005	4019238481778	X	X	D	C	73	B		0%
295/80 R 22.5	Winter	VA	154/149M	HSW2 Coach	0513014	4019238540277	X	X	D	C	73	B		0%
295/80 R 22.5	Winter	VA	154/149M	HSW2+ Coach	0513061	4019238072624	X	X	C	C	73	B		30%
295/80 R 22.5	Winter	AA	154/149M	HDW2 Coach	0523038	4019238768459	X	X	D	B	76	B		0%
295/80 R 22.5	Winter	AA	152/148M	Conti Scandinavia HD3	0523050	4019238033274	X	X	D	B	75	B		0%
295/80 R 22.5	Urban	AL	152/148J	HSU	0572706	4019238199321			D	C	70	A		30%
295/80 R 22.5	Coach	AL	154/149M	Conti Coach HA3	0522360	4019238012590	X	X	B	A	70	A	100%	70%
295/80 R 22.5	Regional	AA	154/149M	Coach Regio HD3	0521073	4019238630664	X	X	C	B	73	A		60%
295/80 R 22.5	Regional	AL	154/149M	Coach Regio HA3	0514114	4019238034240	X	X	C	B	71	A	100%	60%
295/80 R 22.5	On- & Off-Road	VA	154/149K	Conti CrossTrac HS3	0515326	4019238662481	X	X	C	B	72	B		30%
295/80 R 22.5	On- & Off-Road	VA	154/149K	Conti CrossTrac HS3	0515596	4019238084580	X	X	C	B	72	B		30%
295/80 R 22.5	On- & Off-Road	AA	152/148K	Conti CrossTrac HD3	0525084	4019238662474	X	X	D	B	76	B		0%
315/80 R 22.5	Fernverkehr	VA	156/150L (154/150M)	Conti EcoPlus HS3	0511169	4019238030259	X	X	B	B	69	A		70%
315/80 R 22.5	Fernverkehr	VA	156/150L (154/150M)	Conti EcoPlus HS3+	0511217	4019238062168	X	X	B	B	70	A		70%
315/80 R 22.5	Fernverkehr	AA	156/150L (154/150M)	Conti EcoPlus HD3	0521061	4019238630657	X	X	B	B	72	A		70%
315/80 R 22.5	Fernverkehr	AA	156/150L (154/150M)	Conti EcoPlus HD3+	0521184	4019238062151	X	X	B	C	73	A		70%
315/80 R 22.5	Regional	VA	156/150L (154/150M)	Conti Hybrid HS3+	0512561	4019238035117	X	X	C	B	70	A		60%
315/80 R 22.5	Regional	VA	158/150L	HSR2	0512096	4019238539318			C	C	73	B		30%
315/80 R 22.5	Regional	VA	156/150L (154/150M)	HSR2	0512039	4019238489927			D	C	73	B		0%
315/80 R 22.5	Regional	AA	156/150L (154/150M)	Conti Hybrid HD3	0521086	4019238692358	X	X	D	B	73	A		30%
315/80 R 22.5	Regional	AA	156/150L (154/150M)	HDR2	0522143	4019238630701	X	X	D	C	76	B		0%
315/80 R 22.5	EcoRegional	VA	156/150L (154/150M)	Conti EcoRegional HS3	0512574	4019238035766	X	X	C	B	70	A		60%
315/80 R 22.5	EcoRegional	VA	156/150L (154/150M)	Conti EcoRegional HS3+	0512709	4019238069013	X	X	B	B	70	A		70%
315/80 R 22.5	EcoRegional	AA	156/150L (154/150M)	Conti EcoRegional HD3	0522408	4019238044072	X	X	C	C	73	A		60%
315/80 R 22.5	EcoRegional	AA	156/150L (154/150M)	Conti EcoRegional HD3+	0522486	4019238069006	X	X	C	C	73	A		60%
315/80 R 22.5	Regional	T	156/150K	HTR	0532191	4019238035520			C	C	72	B		30%
315/80 R 22.5	Winter	VA	156/150L (154/150M)	Conti Scandinavia HS3	0513032	4019238033144	X	X	C	B	72	B		30%
315/80 R 22.5	Winter	VA	156/150L (154/150M)	HSW2 Coach	0513013	4019238539660	X	X	D	C	73	B		0%
315/80 R 22.5	Winter	VA	156/150L (154/150M)	HSW2+ Coach	0513062	4019238072617	X	X	C	C	73	B		30%
315/80 R 22.5	Winter	AA	156/150L (154/150M)	Conti Scandinavia HD3	0523051	4019238033281	X	X	D	B	75	B		0%
315/80 R 22.5	Coach	AL	156/150L (154/150M)	Conti Coach HA3	0522359	4019238012606	X	X	B	A	71	A	100%	70%
315/80 R 22.5	On- & Off-Road	VA	156/150K	HSC1	0525030	4019238510430	X		D	C	73	B		0%

Dimension	Einsatz	Achs- position	Betriebskennung	Profil	Artikel- nummer	EAN	M+S	3PMSF				Förderfähigkeit in % (nach Richtlinie 1.3)	Förderfähigkeit in % (nach Richtlinie 1.9)	
315/80 R 22.5	On- & Off-Road	VA	156/150K	HSC1	0515530	4019238030754	X	X	D	C	73	B		0%
315/80 R 22.5	On- & Off-Road	VA	156/150K	Conti CrossTrac HS3	0515540	4019238033250	X	X	C	B	72	B		30%
315/80 R 22.5	On- & Off-Road	AA	156/150K	HDC1	0525147	4019238000382	X	X	D	C	74	B		0%
315/80 R 22.5	On- & Off-Road	AA	156/150K	HDC1	0525186	4019238032574	X	X	D	C	74	B		0%
315/80 R 22.5	On- & Off-Road	AA	156/150K	Conti CrossTrac HD3	0525078	4019238659962	X	X	D	B	76	B		0%
315/80 R 22.5	Off Road	AA	156/150G	HDO	0575716	4019238157918	X							
255/70 R 22.5	Regional	VA	140/137M (142/140L)	HSR2	0512246	4019238732504			C	C	69	A		60%
255/70 R 22.5	Regional	VA	140/137M (142/140L)	HSR2	0512662	4019238050646			D	C	69	A		30%
255/70 R 22.5	Regional	AA	140/137M (142/140L)	HDR	0522333	4019238011135	X	X	D	C	75	B		0%
275/70 R 22.5	Regional	VA	148/145M	Conti Hybrid HS3	0511102	4019238630534	X	X	C	B	69	A		60%
275/70 R 22.5	Regional	AA	148/145M	Conti Hybrid HD3	0521092	4019238692402	X	X	D	B	73	A		30%
275/70 R 22.5	Urban	AL	152/148J	Conti Urban HA3 M+S	0514115	4019238035612	X	X	D	B	70	A	100%	30%
275/70 R 22.5	Urban	AL	150/145J (152/148E)	Conti UrbanScandinavia HA3	0514063	4019238669022	X	X	D	C	73	B	100%	0%
275/70 R 22.5	Urban	AL	152/148J	Conti UrbanScandinavia HA3	0513063	4019238073188	X	X	D	C	73	B	100%	0%
275/70 R 22.5	Urban	AA	150/145J (152/148E)	Conti UrbanScandinavia HD3	0514064	4019238669015	X	X	D	C	75	B		0%
275/70 R 22.5	Winter	AA	148/145M	HDW2 Scandinavia	0523031	4019238630770	X	X	E	C	75	B		0%
275/70 R 22.5	On- & Off-Road	T	148/145J	HTC	0535048	4019238045932	X	X	E	C	76	B	100%	0%
305/70 R 22.5	Regional	VA	152/148L (150/148M)	HSR1	0571307	4019238221329			C	B	70	A		60%
305/70 R 22.5	Regional	AA	150/148M	HDR	0522346	4019238011272	X	X	D	C	75	B		0%
305/70 R 22.5	Urban	AL	152/148K (154/150E)	Conti Urban HA3 M+S	0514096	4019238021103	X	X	C	C	71	A	100%	60%
305/70 R 22.5	Urban	AL	156/164K	Conti Urban HA3 M+S	0514133	4019238073706	X	X	C	C	71	A	100%	60%
315/70 R 22.5	Fernverkehr	VA	156/150L (154/150M)	Conti EcoPlus HS3+	0511208	4019238043914	X	X	B	B	71	A		70%
315/70 R 22.5	Fernverkehr	VA	156/150L (154/150M)	Conti EfficientPro S	0511142	4019238820102	X	X	A	B	70	A		80%
315/70 R 22.5	Fernverkehr	AA	154/150L (152/148M)	Conti EcoPlus HD3+	0521163	4019238043907	X	X	B	C	73	A		70%
315/70 R 22.5	Fernverkehr	AA	154/150L (152/148M)	Conti EfficientPro D	0521137	4019238820133	X	X	A	C	71	A		80%
315/70 R 22.5	Regional	VA	156/150L (154/150M)	Conti Hybrid HS3+	0512564	4019238035094	X	X	C	B	70	A		60%
315/70 R 22.5	Regional	VA	154/150L (152/148M)	Conti LightPro S	0512359	4019238820126	X	X	B	B	69	A		70%
315/70 R 22.5	Regional	AA	154/150L (152/148M)	Conti Hybrid HD3	0521087	4019238692365	X	X	C	B	73	A		60%
315/70 R 22.5	EcoRegional	VA	156/150L (154/150M)	Conti EcoRegional HS3	0512573	4019238035773	X	X	C	B	70	A		60%
315/70 R 22.5	EcoRegional	VA	156/150L (154/150M)	Conti EcoRegional HS3+	0512708	4019238068955	X	X	B	B	70	A		70%
315/70 R 22.5	EcoRegional	AA	154/150L (152/148M)	Conti EcoRegional HD3	0522407	4019238035728	X	X	C	C	73	A		60%
315/70 R 22.5	EcoRegional	AA	154/150L (152/148M)	Conti EcoRegional HD3+	0522485	4019238068993	X	X	C	C	73	A		60%
315/70 R 22.5	Winter	VA	156/150L (154/150M)	Conti Scandinavia HS3	0513031	4019238033137	X	X	C	B	72	B		30%
315/70 R 22.5	Winter	AA	154/150L (152/148M)	Conti Scandinavia HD3	0523047	4019238033267	X	X	D	B	75	B		0%
385/65 R 22.5	Fernverkehr	VA	160K (158L)	HSL2+ Eco-Plus	0511074	4019238605723			C	B	70	A		60%
385/65 R 22.5	Fernverkehr	VA	160K (158L)	Conti EcoPlus HS3+	0511211	4019238059229	X	X	B	B	70	A		70%
385/65 R 22.5	Fernverkehr	T	160K (158L)	Conti EcoPlus HT3	0531022	4019238554946			A	C	69	A		80%
385/65 R 22.5	Fernverkehr	T	160K (158L)	Conti EcoPlus HT3+	0531087	4019238066746	X	X	A	C	70	A	100%	80%

Dimension	Einsatz	Achs- position	Betriebskennung	Profil	Artikel- nummer	EAN	M+S	3PMSF					Förderfähigkeit in % (nach Richtlinie 1.3)	Förderfähigkeit in % (nach Richtlinie 1.9)
385/65 R 22.5	EcoRegional	VA	164K	Conti EcoRegional HS3	0512577	4019238035735	X	X	C	B	71	A		60%
385/65 R 22.5	EcoRegional	VA	164K	Conti EcoRegional HS3+	0512711	4019238068979	X	X	B	B	71	A		70%
385/65 R 22.5	Regional	VA	160K (158L)	Conti Hybrid HS3	0512395	4019238015041	X	X	C	B	71	A		60%
385/65 R 22.5	Regional	VA	160K (158L)	Conti Hybrid HS3+	0512562	4019238035100	X	X	C	B	71	A		60%
385/65 R 22.5	Regional	VA	164K	Conti Hybrid HS3+	0512620	4019238043815	X	X	C	B	71	A		60%
385/65 R 22.5	Regional	T	160K (158L)	Conti Hybrid HT3	0532120	4019238820461	X		B	B	70	A		70%
385/65 R 22.5	Regional	T	160K (158L)	Conti Hybrid HT3	0532202	4019238039955	X	X	C	B	72	B	100%	30%
385/65 R 22.5	Regional	T	160K (158L)	Conti Hybrid HT3	0532198	4019238038002	X		C	B	72	B		30%
385/65 R 22.5	Regional	T	164K	Conti Hybrid HT3	0532195	4019238038026	X		B	B	70	A		70%
385/65 R 22.5	Regional	T	164K	Conti Hybrid HT3	0532196	4019238038019	X		C	B	73	B		30%
385/65 R 22.5	Regional	T	164K	Conti Hybrid HT3+	0532241	4019238062908	X	X	B	B	70	A	100%	70%
385/65 R 22.5	Winter	VA	164K (158L)	Conti Scandinavia HS3	0513033	4019238033151	X	X	C	B	74	B		30%
385/65 R 22.5	Winter	VA	164K (158L)	Conti Scandinavia HS3	0513040	4019238033182	X	X	C	B	73	B		30%
385/65 R 22.5	Winter	VA	164K (158L)	Conti Scandinavia HS3	0513056	4019238062830	X	X	C	B	73	A		60%
385/65 R 22.5	Winter	T	164K (158L)	Conti Scandinavia HT3	0533009	4019238053975	X	X	C	B	74	B	100%	30%
385/65 R 22.5	Winter	T	164K (158L)	Conti Scandinavia HT3	0533012	4019238088120	X	X	C	B	74	B	100%	30%
385/65 R 22.5	On- & Off-Road	VA	160K (158L)	Conti CrossTrac HS3	0515328	4019238662443	X	X	C	B	72	B		30%
385/65 R 22.5	On- & Off-Road	VA	164K	Conti CrossTrac HS3	0515335	4019238669138	X	X	C	B	72	B		30%
385/65 R 22.5	On- & Off-Road	AA	164J (162K)	HDC	0525214	4019238074765	X	X	D	C	75	B		0%
385/65 R 22.5	On- & Off-Road	T	160K	HTC1	0532188	4019238031928	X		D	B	73	B		0%
385/65 R 22.5	On- & Off-Road	T	160K (158L)	Conti CrossTrac HT3	0535026	4019238662436	X	X	C	B	72	B	100%	30%
425/65 R 22.5	Regional	T	165K	HTR2	0532189	4019238032581	X		B	C	73	B		40%
445/65 R 22.5	Regional	T	169K	HTR2	0532194	4019238036978			C	C	73	B		30%
425/65 R 22.5	On- & Off-Road	T	165K	HTC	0535040	4019238011265	X	X	C	C	74	B	100%	30%
445/65 R 22.5	On- & Off-Road	T	169K	HTC1	0535019	4019238630794	X		C	C	74	B		30%
295/60 R 22.5	Fernverkehr	VA	150/147L	Conti EcoPlus HS3	0511167	4019238030273	X	X	C	B	69	A		60%
295/60 R 22.5	Fernverkehr	AA	150/147L	Conti EcoPlus HD3+	0521188	4019238062199	X	X	C	C	73	A		60%
295/60 R 22.5	Regional	AA	150/147L	Conti Hybrid HD3	0521090	4019238692396	X	X	C	B	73	A		60%
295/60 R 22.5	Winter	AA	150/147L	HDW2 Scandinavia	0523033	4019238630961	X	X	D	C	75	B		0%
315/60 R 22.5	Fernverkehr	VA	154/150L	Conti EcoPlus HS3	0511183	4019238030280	X	X	C	B	70	A		60%
315/60 R 22.5	Fernverkehr	VA	154/150L	Conti EcoPlus HS3+	0511218	4019238062182	X	X	C	C	70	A		60%
315/60 R 22.5	Fernverkehr	AA	152/148L	Conti EcoPlus HD3+	0521185	4019238062144	X	X	B	C	73	A		70%
315/60 R 22.5	Regional	AA	152/148L	Conti Hybrid HD3	0521088	4019238692372	X	X	C	B	73	A		60%
315/60 R 22.5	Winter	VA	154/150L	HSW2 Scandinavia	0513011	4019238518542	X	X	C	C	73	B		30%
315/60 R 22.5	Winter	AA	152/148L	HDW2 Scandinavia	0523032	4019238630978	X	X	D	C	75	B		0%
315/60 R 22.5	Urban	AL	156/150J	Conti Urban HA3 M+S	0514122	4019238060713	X	X	C	C	71	A	100%	60%
315/60 R 22.5	Urban	AL	152/148J (154/150E)	Conti Urban HA3 M+S	0514097	4019238016444	X	X	C	C	71	A	100%	60%
295/55 R 22.5	Fernverkehr	AA	147/145K	Conti EcoPlus HD3	0521057	4019238630619	X	X	C	B	72	A		60%

Dimension	Einsatz	Achs- position	Betriebskennung	Profil	Artikel- nummer	EAN	M+S	3PMSF					Förderfähigkeit in % (nach Richtlinie 1.3)	Förderfähigkeit in % (nach Richtlinie 1.9)
295/55 R 22.5	Fernverkehr	AA	147/145K	Conti EcoPlus HD3+	0521186	4019238062205	X	X	C	C	73	A		60%
295/55 R 22.5	Regional	AA	147/145K	Conti Hybrid HD3	0512473	4019238022919	X	X	C	B	73	A		60%
385/55 R 22.5	Fernverkehr	VA	160K (158L)	Conti EcoPlus HS3	0511164	4019238030365	X	X	B	B	70	A		70%
385/55 R 22.5	Fernverkehr	VA	160K (158L)	Conti EcoPlus HS3+	0511209	4019238043921	X	X	B	B	71	A		70%
385/55 R 22.5	Fernverkehr	VA	160K (158L)	Conti EfficientPro S	0511144	4019238820119	X	X	A	B	71	A		80%
385/55 R 22.5	Fernverkehr	T	160K (158L)	Conti EcoPlus HT3	0531021	4019238554939			A	C	69	A		80%
385/55 R 22.5	Fernverkehr	T	160K (158L)	Conti EcoPlus HT3+	0531086	4019238066753	X	X	A	C	70	A	100%	80%
385/55 R 22.5	Regional	VA	160K (158L)	Conti Hybrid HS3+	0512563	4019238051384	X	X	C	B	71	A		60%
385/55 R 22.5	Regional	T	160K (158L)	Conti Hybrid HT3	0532121	4019238820768	X		B	B	70	A		70%
385/55 R 22.5	Regional	T	160K (158L)	Conti Hybrid HT3+	0532239	4019238062892	X	X	B	C	70	A	100%	70%
385/55 R 22.5	Regional	T	160K (158L)	Conti Hybrid HT3	0532229	4019238048155	X		C	B	71	B		30%
385/55 R 22.5	EcoRegional	VA	160K (158L)	Conti EcoRegional HS3	0512576	4019238035742	X	X	C	B	71	A		60%
385/55 R 22.5	EcoRegional	VA	160K (158L)	Conti EcoRegional HS3+	0512710	4019238068962	X	X	B	B	71	A		70%
385/55 R 22.5	Winter	VA	160K (158L)	Conti Scandinavia HS3	0513047	4019238046946	X	X	C	B	73	B		30%
385/55 R 22.5	Winter	VA	160K (158L)	Conti Scandinavia HS3	0513045	4019238042146	X	X	C	B	74	B		30%
385/55 R 22.5	Winter	VA	160K (158L)	Conti Scandinavia HS3	0513055	4019238062847	X	X	C	B	74	B		30%
385/55 R 22.5	Winter	T	160K (158L)	Conti Scandinavia HT3	0533008	4019238053968	X	X	D	B	74	B	100%	0%
385/55 R 22.5	Winter	T	160K (158L)	Conti Scandinavia HT3	0533011	4019238088113	X	X	D	B	74	B	100%	0%
385/55 R 22.5	On- & Off-Road	AA	158K (160J)	HDC	0525165	4019238011234	X	X	D	C	76	B		0%
385/55 R 22.5	Urban	AA	160K	HDU1	0514098	4019238016437	X	X	C	C	69	A		60%
355/50 R 22.5	Fernverkehr	VA	156K	Conti EcoPlus HS3	0511170	4019238030242	X	X	C	C	70	A		60%
355/50 R 22.5	Winter	VA	156K	HSW2 Scandinavia	0513007	4019238486650	X	X	C	C	73	B		30%
315/45 R 22.5	Fernverkehr	AA	147/145L	Conti EcoPlus HD3	0521025	4019238547832	X	X	D	C	76	B		0%
24 Zoll														
325/95 R 24	Regional	VA	162/160K	HSR1	0512547	4019238032864			C	D	73	B		30%
325/95 R 24	On- & Off-Road	VA	162/160K	HSC1	0515550	4019238032857	X		D	D	73	B		0%
325/95 R 24	Off Road	VA	162/160K	HCS	0516056	4019238032840	X							
325/95 R 24	On- & Off-Road	AA	162/160K	HDC1	0525189	4019238032833	X	X	C	C	74	B		30%

 EU-Laber Viewer: <https://www.continental-tires.com/transport/knowhow/eu-tire-label-generator>

** EU-Labelwerte für Artikel in Vorbereitung werden mit Produktionsstart veröffentlicht.

TT = Tube-Type

VA = Vorderachse, AA = Antriebsachse, AL = Alle Achsen, T = Trailer

ED = Extra Duty (für extreme Einsätze)

XL/HL = Extra/Heavy Load (erhöhter Last-Index)

SR = Severe Regional (für schweren Regionaleinsatz)

WR = Winter Regional (mit 3PMSF)