

GENERATION 3. DRIVEN BY YOUR NEEDS.

Technical data and air pressure recommendations

Tire size	Operating code				EU tire label				Rim		Tire dimensions						Load capacity (kg) per axle at tire pressure ⁶⁾ (bar) (psi)						
	Pattern	LI/SI ¹⁾	PR	M+S	Speed Index and reference speed (km/h)	TT/TL ²⁾	3)	4)	5)	Rim-width	Min. distance between rim centers	Max. standard value in service	Actual value	Stat. radius	Rolling circumference	LI ¹⁾	Tire fitment	6.5 (94)	7.0 (102)	7.5 (109)	8.0 (116)		
215/75 R 17.5	Conti Scandinavia LS3	126/124 M	12	M+S	M 130	TL	D	C	73	6.00 6.75	239 246	220 228	779	212 220	767	359	2340	126 124	S D	3200 6030	3400 6400		
	Conti Scandinavia LD3	126/124 M	12	M+S	M 130	TL	D	C	75														
235/75 R 17.5	Conti Scandinavia LS3	132/130 M	12	M+S	M 130	TL	C	C	73	6.75 7.50	262 271	242 250	811	233 241	797	373	2430	132 130	S D	3385 6435	3590 6825	3795 7215	4000 7600
	Conti Scandinavia LD3	132/130 M	12	M+S	M 130	TL	D	C	75														
																		7.5 (109)	8.0 (116)	8.5 (123)	9.0 (131)		
245/70 R 17.5	Conti Scandinavia HT3	143/141 L (146/146 F)	16	M+S	L 120 (F 80)	TL	D	C	72	6.75 7.50	270 279	250 258	803	240 248	789	360	2390	146 143 146 141	S S D D	4965 4710 9930 8900	5225 4955 10455 9370	5485 5205 10975 9835	5745 5450 11490 10300
215/75 R 17.5	Conti Scandinavia HT3	135/133 K	16	M+S	K 110	TL	D	C	72	6.00 6.75	239 246	220 228	779	212 220	767	359	2340	135 133	S D	3940 7450	4150 7845	4360 8240	
235/75 R 17.5	Conti Scandinavia HT3	143/141 K	16	M+S	K 110	TL	D	C	72	6.75 7.50	262 271	242 250	811	233 241	797	373	2430	143 141	S D	4710 8900	4955 9370	5205 9835	5450 10300
265/70 R 19.5	Conti Scandinavia HS3	140/138 M	16	M+S	M 130	TL	C	C	73	6.75 7.50	286 295	264 272	881	254 262	867	396	2645	143 140 141 138	S S D D	4930 4745 9315 8960	5190 5000 9810 9440	5450 10300	
	Conti Scandinavia HD3	140/138 M	16	M+S	M 130	TL	D	C	75														
	Conti Scandinavia HT3	143/141 J	16	M+S	J 100	TL	D	C	72														
285/70 R 19.5	Conti Scandinavia HS3	145/143 M	16	M+S	M 130	TL	D	C	73	7.50 8.25 9.00	311 318 327	286 294 302	911	275 283 291	895	413	2730	150 145 148 143	S S D D	5790 5245 10885 9860	6095 5525 11465 10380	6400 5800 12035 10900	6700 12600
	Conti Scandinavia HD3	145/143 M	16	M+S	M 130	TL	D	C	75														
	Conti Scandinavia HT3	150/148 K	18	M+S	K 110	TL	C	C	72														

Data acc. to DIN 7805/4, WdK-Guidelines 134/2, 142/2, 143/14, 143/25
 1) Load index single/dual wheel fitment and speed symbol
 2) TT = Tube Type, TL = Tubeless
 3) Fuel efficiency
 4) Wet grip
 5) External rolling noise (db)
 6) For tire pressures of 8.0 bar (116 psi) or greater, use valve slit cover plate



6ADG5.en 2015.03
 Continental Reifen Deutschland GmbH
 Büttnerstraße 25
 30165 Hannover
 Germany

www.continental-truck-tires.com
 www.continental-corporation.com



Well prepared for winter: Conti Scandinavia

Conti Scandinavia 19.5"/17.5"

- › Designed for severe winter conditions
- › Highest level of safety
- › Exceptional grip and traction



Conti Scandinavia HS3
19.5"

Conti Scandinavia HD3
19.5"

Conti Scandinavia HT3
19.5"



Conti Scandinavia

The safe choice for harsh winter conditions.



Conti Scandinavia HS3 / HD3 / HT3 (19.5")

Dense snowfall, mountains of slush and iced junctions. In severe winter conditions, you need tires you can trust. Using our proven and further improved siping technology, the Conti Scandinavia line offers outstanding winter performance, especially when mounted on all axles. Our unique winter pattern technology provides reassuring grip and traction in the harshest conditions. Continental sets the benchmark with a complete winter portfolio that also includes 17.5" and 22.5".


Product highlights

Safety



- › A proven combination of different siping technologies guarantees maximum safety under harsh winter conditions
- › The special winter pattern ensures firm grip and traction on snow and ice

Safety benefits



- › The Conti Scandinavia is the ideal solution for demanding winter conditions:
 - › 10%* better braking on ice
 - › 30%* better acceleration on snow
 - › 35%* better braking in snow
- › To achieve maximum braking benefits, Conti Scandinavia should be mounted on all axles

* compared to a premium regional tire

Efficiency



- › The new tread compound provides significant improvements in rolling resistance at constant mileage performance
- › The sidewall compound adds to the improvements in rolling resistance, reducing fuel consumption further
- › The two-layer tread construction combines high mileage performance in the cap compound with significant rolling resistance improvements in the base compound

All Conti Scandinavia tires wear the Three Peak Mountain Snow Flake (3PMSF) symbol and M+S marking. All Continental Generation 3 tires feature regrooving indicators.

Conti Scandinavia HS3

- › Maximum safety and steering stability, thanks to the proven pocket sipe technology
- › Very good rolling resistance and mileage performance due to two-layer tread construction
- › Special Generation 3 winter compound against harsh winter conditions

Conti Scandinavia HD3

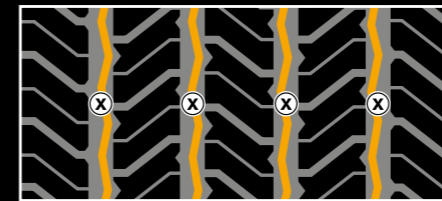
- › Maximum safety based on the 3D-siping technology for best traction results over lifetime
- › Very good rolling resistance and mileage performance due to two-layer tread construction
- › Special Generation 3 winter compound against harsh winter conditions

Conti Scandinavia HT3

- › Maximum safety due to siping technology and pocket sipes for excellent curving and braking stability
- › Wider shoulders to withstand strong lateral forces
- › Special Generation 3 winter compound against harsh winter conditions

Regrooving recommendations

Conti Scandinavia HS3



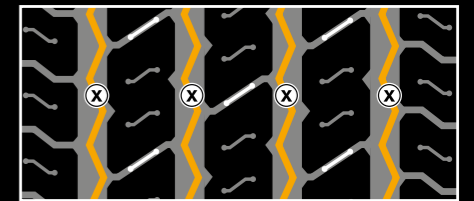
Size	Depth (mm)	Width (mm)
265/70 R 19.5	3.0	7
285/70 R 19.5	3.0	7

Conti Scandinavia HD3



Size	Depth (mm)	Width (mm)
265/70 R 19.5	3.0	6
285/70 R 19.5	3.0	6

Conti Scandinavia HT3



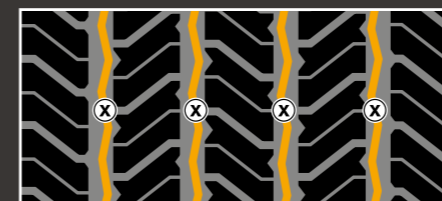
Size	Depth (mm)	Width (mm)
265/70 R 19.5	3.0	6
285/70 R 19.5	3.0	7

Conti Scandinavia LS3 / LD3 (17.5")

For maximum safety and efficiency in winter conditions, the new Conti Scandinavia line is also available for all axles in 17.5" sizes for light commercial vehicles.

Regrooving recommendations

Conti Scandinavia LS3



Size	Depth (mm)	Width (mm)
215/75 R 17.5	2.5	5
235/75 R 17.5	2.5	5

Conti Scandinavia LD3



Size	Depth (mm)	Width (mm)
215/75 R 17.5	2.5	6
235/75 R 17.5	2.5	6

